

Easy Read

Disability Inclusive Emergency Management Toolkit

Easy Read
overview



Australian Government
National Emergency Management Agency

We
support

Australia's
Disability
Strategy
2021-2031


About this book



This is an Easy Read book.



Easy Read uses pictures to explain ideas.



New words are **bold and green**.

We explain what bold and green words mean.



Easy Read includes key information.



You can get the full toolkit on our website

www.nema.gov.au.

Our Disability Inclusive Emergency Management Toolkit



This book is about our **Disability Inclusive Emergency Management Toolkit**.



In this book, we call it **our toolkit**.




Our toolkit helps organisations plan inclusive **emergency** management.




An emergency might be

- a fire



- a storm.

What is in our toolkit?



Our toolkit has 4 parts.



1. The Overview



2. The Action Guide



3. The Preparedness Profile



4. The Resource Map

1. The Overview




The Overview explains


- what tools we made for the toolkit




- what is hard for people with disability in emergencies



- why inclusive emergency management is important



- how our toolkit can help organisations be more inclusive in emergencies.




Organisations should read
The Overview first.

2. The Action Guide



The Action Guide includes

- 7 rules for inclusive emergency management



- tips for including people with disability in emergency planning



- ideas for making emergency information and services more **accessible**.




Accessible means information and services can be used by people with disability.

3. The Preparedness Profile



The Preparedness Profile helps organisations check they are ready for an emergency.



The Preparedness Profile includes a **self assessment tool** to check if

- staff are ready



- emergency information is up to date



- the building has the right **facilities**.
For example, accessible ramps.

4. The Resource Map



The Resource Map includes emergency planning information for different **sectors**.




Sectors are different areas of work.

For example

- the community sector



- the government sector.



The map helps sectors work together.

Why did we make our toolkit?



People with disability face more problems in an emergency.



In an emergency, people with disability are more likely to

- get hurt



- feel left out



- get help later than people who are not disabled.



In emergencies, everyone has the same right to inclusion.

How did we make our toolkit?



We followed 3 emergency plans

- the UN Convention on the Rights of Persons with Disabilities



- the Sendai Framework for Disaster Risk Reduction



- Australia's Disability Strategy 2021 to 2023.



The 3 plans include important steps for emergency management.

Who helped us make our toolkit?



We made the toolkit with help from

- disability groups



- government agencies



- community organisations



- **advocates.**



Advocates stand up for disability rights.

More information



Visit our website at www.nema.gov.au



Call us on 02 6113 9729



Email us at contact@nema.gov.au

Help to call us




Translating and Interpreting Service
131 450



National Relay Service
1800 555 660



TTY
1800 555 677



Embrace **Access**

Embrace Access wrote this Easy Read book. This book was co-designed by an advisor with lived experience of disability. You must ask for permission to use the words and images in this book. Picture Communication Symbols ©1981–2024 by Tobii Dynavox. All Rights Reserved Worldwide. Used with permission. Boardmaker® is a trademark of Tobii Dynavox. Contact the team at Embrace Access to create your own co-designed Easy Read book www.embraceaccess.com.au.



Australian Government

National Emergency Management Agency